



CRESCENT FIBRES LIMITED

CORPORATE BRIEFING
SESSION 2025

CONTENTS

- **PROFILE OF THE COMPANY**
- **OPERATIONAL DEVELOPMENTS**
- **HISTORICAL HIGHLIGHTS**
- **FINANCIAL RESULTS 2025**
- **FUTURE OUTLOOK**
- **QUESTION AND ANSWER**

COMPANY PROFILE

INTRODUCTION

Crescent Fibres Limited (CFL) started operations in 1969 and is listed on the Pakistan Stock Exchange under Companies Act (Now Companies Act 2017). The Company is principally engaged in the business of Yarn. The manufacturing facilities are located at Bhikhi, District Sheikhupura, Punjab and Nooriabad, District Jamshoro, Sindh.

Registered office of the Company is situated at 104 –Shadman 1 Lahore and Head office is Situated at Lakson Square Building No 3, Sarwar Shaheed Road, Karachi.

- **BOARD OF DIRECTORS**

1. Mrs. Naila Humayun Maqbool (Chairperson, Non-Executive Director)
2. Mr. Imran Maqbool (Chief Executive Officer, Executive Director)
3. Mr. Humayun Maqbool (Executive Director)
4. Miss. Hanya Maqbool (Non-Executive Director)
5. Mr. Mansoor Riaz (Non-Executive Director)
6. Mr. Syed Rizwan Husain (Independent, Non-Executive Director)
7. Mr. Sheikh Muhammad Ali Asif (Independent, Non-Executive Director)

CHIEF FINANCIAL OFFICER

Mr. Kamran Rasheed

COMPANY SECRETARY

Mr. Javaid Hussain

SHARE REGISTRAR

Corplink (Pvt) Limited

Wings Arcade, 1-K, Commercial, Model Town, Lahore.

Tel: (042) 35916714, 35916719, 35839182

Email: shares@corplink.com.pk

REGISTERED OFFICE

104-Shadman 1, Lahore-54000

Tel: (042) 35960871-4 Lines

Fax: (042) 35960004

HEAD OFFICE

7th Floor, Lakson Square Building No. 3, Sarwar Shaheed Road, Karachi

Tel: (021) 35682073-74 ,

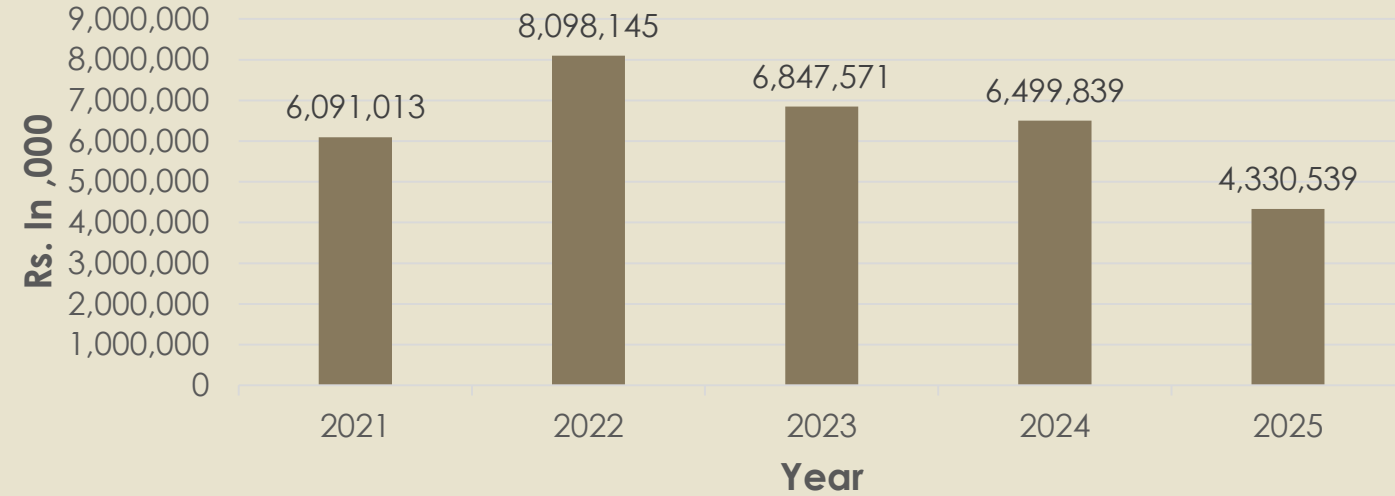
Fax: (042) 35960004

OPERATIONS/BUSINESS

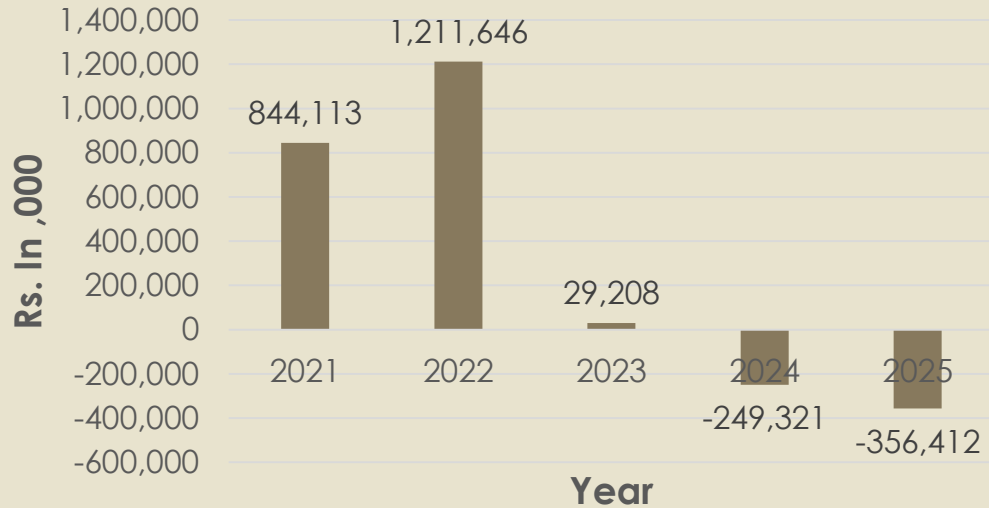
- The Company has two spinning units. The unit located at Nooriabad its production capacity is 28,608 spindles and the unit located at Bhikhi its production capacity is 47,568 spindles.
- These units are specialized in production of high value-added polyester / cotton, chief value cotton (CVC), and pure cotton yarns. The units are based on the latest equipment and are staffed by well qualified and experienced personnel. The facilities are capable of producing 22 million pounds of ring spun yarn per year. The product range includes coarse, medium and fine count yarns ranging from 10/1 to 80/1.

HISTORICAL FINANCIAL HIGHLIGHTS

Net Sales



Gross Profit/(Loss)



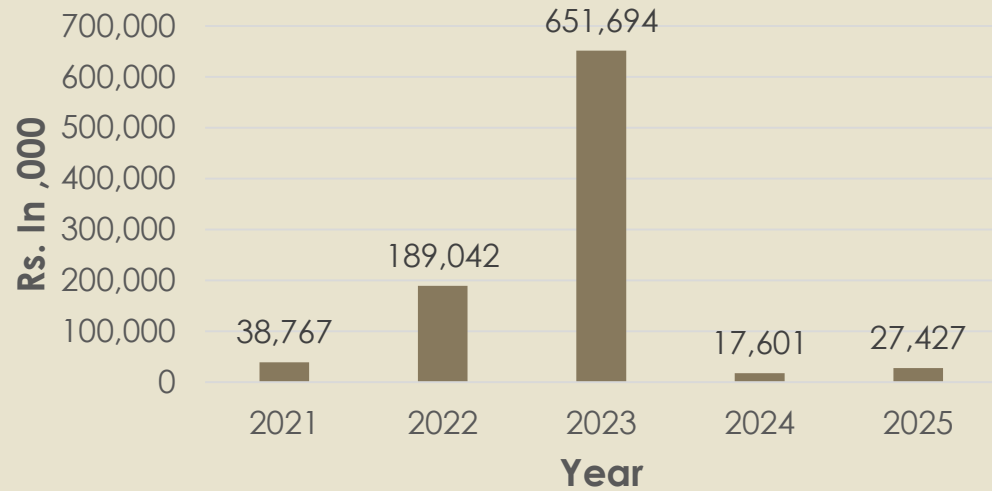
Net Profit/(Loss)



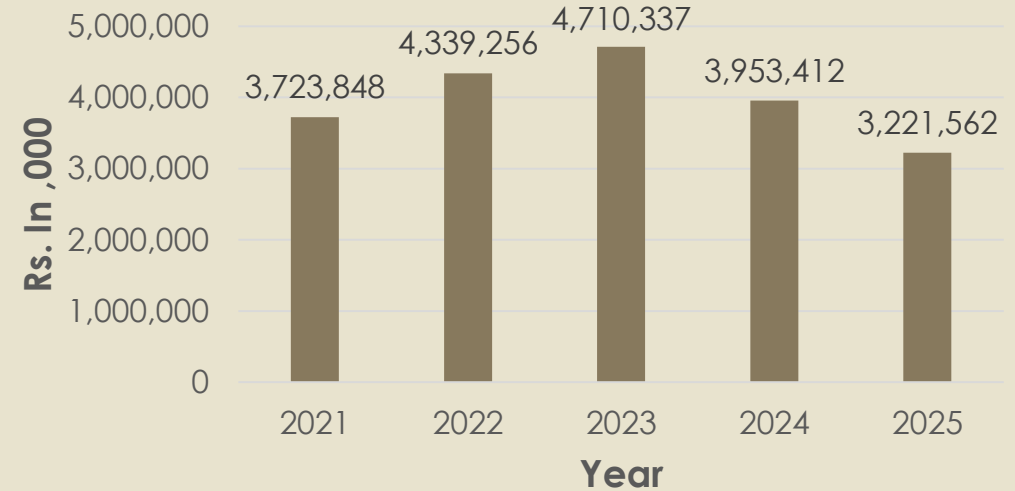
Total Assets



Capital Expenditure



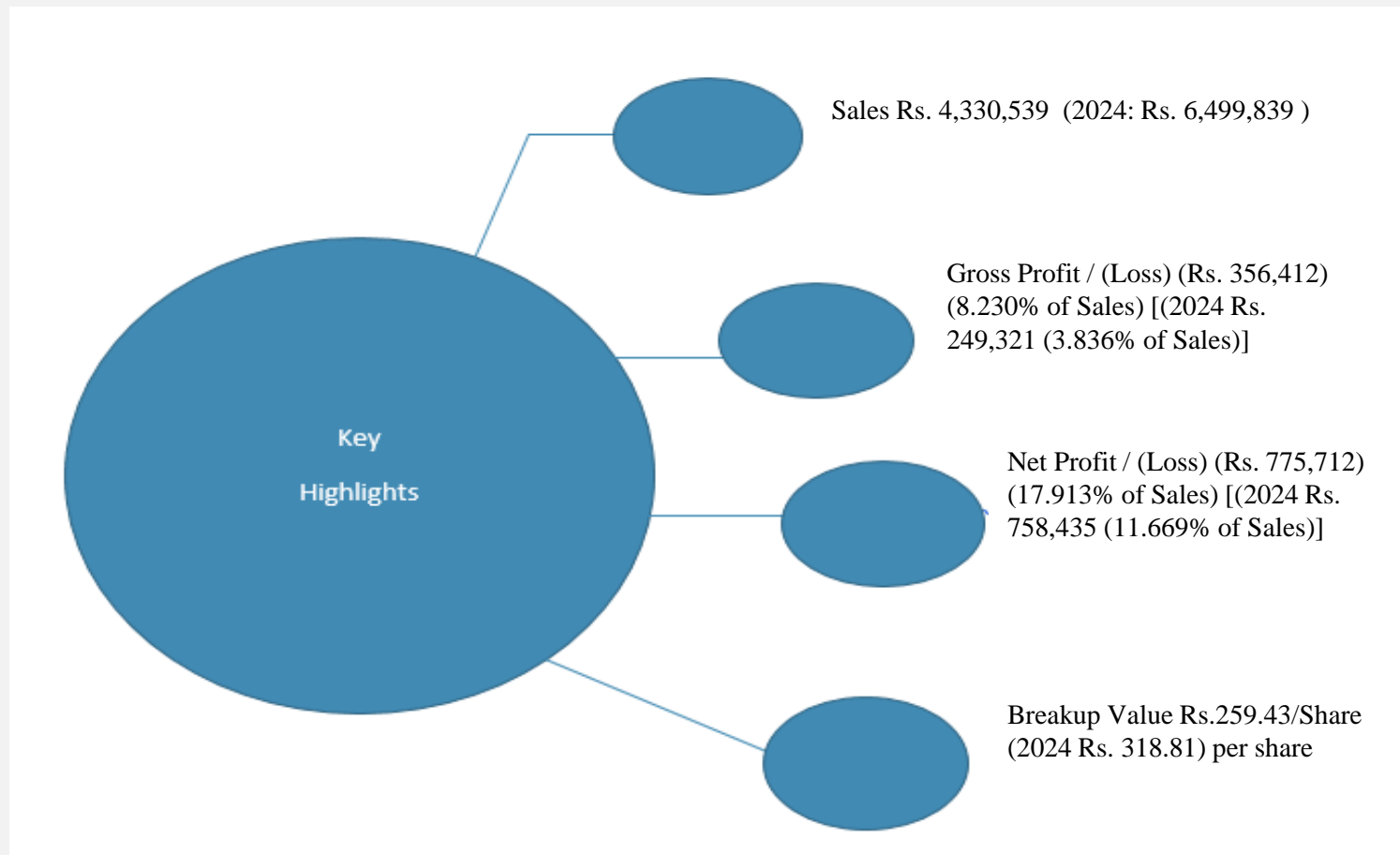
Shareholder's Equity



FINANCIAL RESULTS 2025 VS 2024

INCOME STATEMENT

(ALL FIG ARE IN ,000)

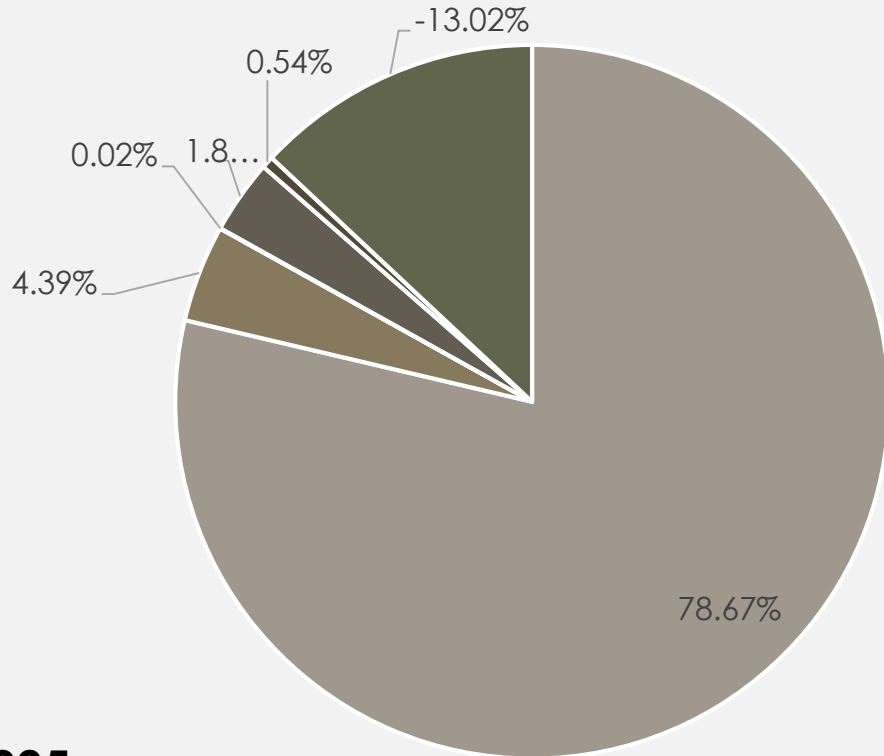


STATEMENT OF VALUE ADDITION AND DISTRIBUTION

	2025		2024	
Value Addition	Rs. In ,000	%	Rs. In ,000	%
Sale	4,330,539	98.29%	6,499,839	98.72%
Other Income	75,429	1.71%	84,566	1.28%
Total	4,405,968	100.0%	6,584,405	100.0%
Value Distribution				
Cost of Sales	4,686,952	106.38%	6,749,160	102.50%
Distribution and Admin Expenses	261,408	5.93%	278,737	4.23%
Other Operating Expense	1,408	0.03%	1,408	0.02%
Finance Cost	199,460	4.53%	272,596	4.14%
Income Tax	32,452	0.74%	40,939	0.62%
Loss for the year	(775,712)	(17.61%)	(758,435)	(11.52%)
Total	4,405,968	100.00%	6,584,405	100.00%

STATEMENT OF VALUE ADDITION AND ITS DISTRIBUTION

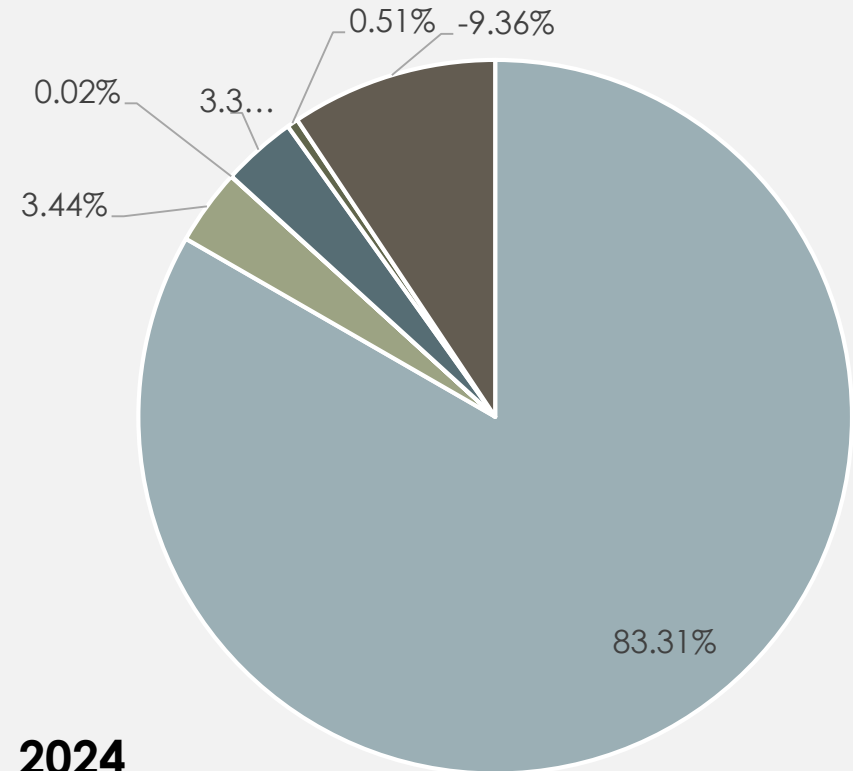
Value Distribution



2025

- Cost of Sales
- Distribution and Admin Expenses
- Other Operating Expenses
- Finance Cost
- Income Tax
- Profit retained for future growth

Value Distribution



2024

- Cost of Sales
- Distribution and Admin Expenses
- Other Operating Expenses
- Finance Cost
- Income Tax
- Profit retained for future growth

BALANCE SHEET ASSETS

Rs. 6,002,158

2025

TOTAL ASSETS

Rs. 6,803,995

2024

1,675,704 Thousands (27.92%)

Property Plant and Equipment

1,795,208 Thousands (26.38%)

2,538,897 Thousands (42.30%)

Investment Property/Assets held for sale

2,538,897 Thousands (37.31%)

140,155 (2.34%)

Long Term and Short Term Investment

96,236 (1.42%)

386,774 Thousands (6.44 %)

Store and Stock in Trade

799,299 Thousands (11.75 %)

892,964 Thousands (14.88%)

Trade Debts

1,167,185 Thousands (17.15%)

147,284 Thousands (2.45%)

Tax refunds due from Govt.

177,433 Thousands (2.61%)

220,380 Thousands (3.67%)

Other Assets

229,737 Thousands (3.38%)

BALANCE SHEET EQUITY AND LIABILITY

Rs. 2025	TOTAL LIABILITIES AND EQUITY	Rs. 2024
3,221,562 Thousands (53.67%)	Shareholder Equity	3,953,412 Thousands (58.10%)
360,696 Thousands (6.01%)	Total Longterm Loans	235,449 Thousands (3.46%)
1,557,256 Thousands (25.94%)	Trade Liabilities	1,647,856 Thousands (24.22%)
408,968 Thousands (6.81%)	Short Term Borrowings	486,237 Thousands (7.15%)
453,676 Thousands (7.56%)	Other Liabilities	481,041 Thousands (7.07%)

INCOME STATEMENT

	2025	2024
	Rs. In ,000	Rs. In ,000
Sales – Net	4,330,539	6,499,839
Cost of sales	(4,686,952)	(6,749,160)
Gross Profit/(Loss)	(356,412)	(249,321)
Distribution Cost	(23,373)	(27,406)
Administrative and other Expenses	(239,444)	(252,738)
Other Income	75,429	84,566
Financial Cost	(199,459)	(272,596)
Share of Loss from Associate	-	-
Profit/(Loss) before Taxation	(743,259)	717,496
Taxation	32,452	40,939
Profit/(Loss) for the Year	(775,712)	(758,435)

FUTURE OUTLOOK

FUTURE OUTLOOK



The textile industry has experienced a particularly challenging year, primarily due to a sharp decline in global demand driven by recessionary trends in key export markets. These difficulties were further intensified by persistently high interest rates, unfavorable government taxation and import policies, elevated production and operating costs, and significant volatility in macroeconomic indicators. Collectively, these factors have severely impacted the sector's financial stability and profitability margins.

Textile industry has faces several challenges especially the availability of bank credit, power and raw material. We expect to maintain the growth momentum and to compete in global market, Government should adopt incentive structure and should ensure energy on regionally competitive pricing, flexibility of exchange rate, prudent tax policies and availability of finances at low mark up rate.

The company is planning to install alternative energy sources, solar power system, at its Textile Unit 2 located in Bhikhi. This initiative is expected to significantly reduce energy costs per unit and enhance operational efficiency, thereby contributing to improved profitability."

Q&A SESSION



THANK YOU